


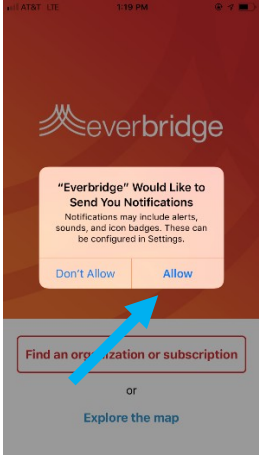

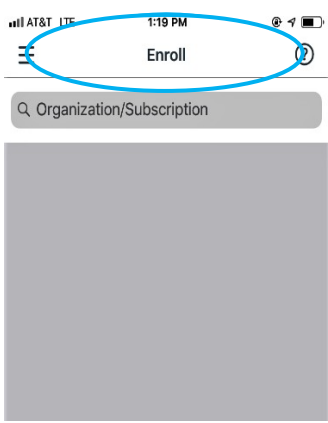

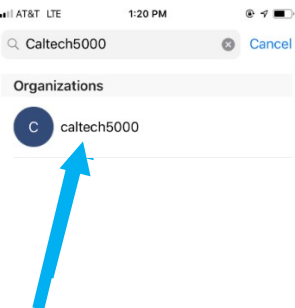
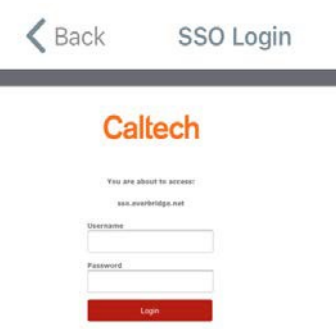
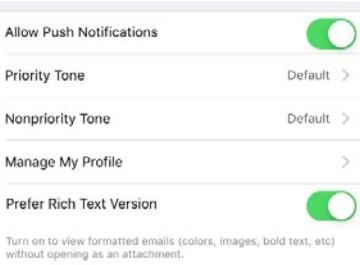
## Everbridge App Download Guide

Caltech has contracted with Everbridge Emergency Notification Systems to offer the campus community a more interactive communication resource to use during times of crisis. In addition to receiving Caltech Alerts via the app, the Everbridge app will also give you the ability to communicate via text and to send photographs of suspicious persons/events directly to Security.

Search for Everbridge, download, and install the Everbridge application from your iPhone or Android app store.

App Icon:



Step 1 – Open App	Step 2 – Allow Notifications	Step 3 – Tap on Find an organization	Step 4 – Enroll
			
Step 5 – Enter Code: caltech5000 or Caltech in the Organization Search bar	Step 6 – Tap on caltech5000	Step 7 – Enter Your Caltech Username and Password. Use SSO (single sign on)	Step 8 – Confirm Settings
			

## EMERGENCY COMMUNICATIONS AT CALTECH

During an emergency, official information will be posted at [www.Caltech.edu](http://www.Caltech.edu)

### Register for Caltech Alerts

During an emergency, multiple methods of communication will be utilized to alert students, staff, faculty and visitors about a hazardous or dangerous situation on Campus.

One important method of communication is the Caltech Emergency Notification System called **“Caltech Alerts”**.

The Caltech Emergency Notification System is an alert system that can notify subscribers using four communication methods:

- Voice calls/messages to your home, work, and cell phone
- An e-mail to your primary e-mail address
- An SMS text message to your cellphone
- A mobile member alert will be sent to your cell phone

Please register at [access.caltech](http://access.caltech) to receive important alerts.

The screenshot shows the 'My Personal Information' page on the Caltech website. The 'Emergency Contacts' tab is selected. A modal window titled 'Phone' is open, showing the registration process. The 'Phone Type' is set to 'Mobile'. A note explains that in the event of an emergency, Caltech's notification system will send a voice message and SMS to the mobile phone. The 'Phone Number' field is empty, with a note that the US format is 999-999-9999. There is a checkbox for 'This is an international number' which is currently unchecked. The modal window has 'Submit', 'Cancel', and 'Delete' buttons.

### Register for Caltech Alerts

1. Go to [access.caltech](http://access.caltech)
2. Under **Self Service** select **Personal Information**
3. Enter mobile phone numbers and email

Remember to periodically revisit the site to ensure your contact information is correct.  
For Information on campus emergency plans, procedures and resources:  
[www.emergencypreparedness.caltech.edu](http://www.emergencypreparedness.caltech.edu)